

The global potential for whale watching

A.M. Cisneros-Montemayor^{a,*}, U.R. Sumaila^a, K. Kaschner^b, D. Pauly^a

^a Fisheries Centre, Aquatic Environment Research Laboratory (AERL), University of British Columbia, 2202 Main Mall, Vancouver, BC, Canada, V6T1Z4

^b Evolutionary Biology and Ecology Lab, Institute of Biology I (Zoology), Albert-Ludwigs-University, Hauptstrasse 1, Freiburg, BW D-79104, Germany

ARTICLE INFO

Article history:

Received 27 April 2010

Received in revised form

20 May 2010

Accepted 20 May 2010

Keywords:

Whale watching

Economic potential

Conservation incentives

ABSTRACT

Whaling as a commercial enterprise is now defunct, not least due to the moratorium placed on it by the International Whaling Commission (IWC) almost 20 years ago. However, two distinct groups, one in favor of 'sustainable' whaling and one completely opposed to any killing of whales, continue to argue at the IWC and other political arenas. Almost ignored in this debate is the current growth of the whale watching industry, a logical alternative use for whale populations. Based on ecological and socio-economic criteria, the potential for whale watching is estimated for maritime countries that do not currently engage in this industry. Results suggest that whale watching could generate an additional 413 million USD (2009) in yearly revenue, supporting 5,700 jobs. Together with current global estimates, this would bring the total potential for the whale watching industry to over 2.5 billion USD in yearly revenue and about 19,000 jobs around the world. These results are discussed from an economic and conservation policy perspective, with emphasis on potential benefits and limitations.

© 2010 Elsevier Ltd. All rights reserved.

1. Introduction

As with practically all other marine organisms, whales have historically been subject to human use. Whales have long been, and still are, hunted by some aboriginal groups around the world, including communities in Canada, USA, Greenland, Russia, South-Eastern Asia and the Caribbean [1]. Although their meat, blubber and bones are used, a great value is placed on the hunt itself, which often is a ceremony unto itself and pays homage to community identity and historical traditions [2]. However, much of the current controversy around whales and whaling concerns the much larger industry that operated from the late 1600s until the late 1900s. This was an unequivocally commercial enterprise, and led to the decline of many whale populations around the world [3,4].

In 1946, what is now known as the International Whaling Commission (IWC; www.iwcoffice.org) was created with the mandate of regulating whaling nations and ensuring that their hunts are sustainable. However, due to shifts in country membership and the persistent inefficacy of management measures, the IWC evolved into a preservationist body, culminating with the 1982 proclamation of a global moratorium on the commercial whale hunt. While this was intended to be a temporary measure pending new scientific data, the moratorium has until now not been lifted. Nevertheless, in addition to aboriginal communities, a few countries have continued to hunt whales, either through legal maneuvering or outright objection to the resolution [5]. The IWC voting system has a remarkably political undertone, with

pro-whaling (led by Japan, with support from Iceland and Norway) and anti-whaling (led by a coalition of 'like-minded' countries including Australia, New Zealand and the USA) voting blocs [6], each supported by NGOs (representing aboriginal groups in the former, and conservation groups in the latter camp). While these blocs have traditionally included a set of core countries, each side has accused the other of using aid and distorted scientific information to influence the vote of a host of small developing countries, which often have not historically had a particular stance on the whaling issue [7,8].

Pro-whaling arguments contend that the whale hunt is part of a national identity [9], that some whale populations can be hunted sustainably under strict and precautionary scientific guidelines [10], and that such whaling would, as a side benefit, increase the fish available to fisheries, because, after all, "whales eat fish" [9]. Opposition to whaling hinges on several issues, the main ones being a fundamental aversion to the killing of charismatic and intelligent animals [11], and the past failure of the IWC to ensure sustainable whaling [12]. As for the whales-eat-fish argument, it has been repeatedly shown to be without substance [13–15]. Moreover, a strong case can be made for sparing whales, which can be a source of significant benefits sustainable over time through the whale watching industry, which requires, and in fact profits from, their continued existence and protection [16].

Whale watching¹ is a rapidly growing industry around the world, currently generating an estimated ~2.1 billion USD (2009)

* Corresponding author.

E-mail address: a.cisneros@fisheries.ubc.ca (A.M. Cisneros-Montemayor).

¹ Whale watching is defined here as watching any marine mammal from a boat or shore; depending on the context, 'whales' may include marine mammals other than large cetaceans.

in expenditures and supporting about 13,000 jobs worldwide [16]. The increasing preference of affluent individuals for 'environmentally friendly' leisure activities suggests that there is further potential for this sector, which in some regions has shown a much higher growth rate than tourism in general. Indeed, many countries have invested in this industry for more than a decade, with generally positive results [17,18]. But can all coastal countries access this market? Using available data on global marine mammal distribution and the current whale watching industry, an estimate of the potential benefits from whale watching is provided for maritime countries that have yet to undertake whale watching operations, or have done so only marginally.

2. Methods

2.1. Input data

A number of large-scale studies of the global whale watching industry were used for this analysis. They included values (measured or estimated) for participation, expenditure (direct and indirect) and employment in whale watching [16–19]. With the exception of [19], these studies were all prepared for the International Fund for Animal Welfare (IFAW; www.ifaw.org) and represent the most comprehensive global surveys of whale watching available; unless otherwise stated, data used in this study are from these reports.

Indicators of whale watching industry performance were calculated for each of the countries in which whale watching occurs. These indicators are: average expenditure per capita, ratio of indirect to direct expenditure, and the number of yearly whale watchers needed to support one job. These indicators were averaged by FAO sub-region, or 'areas' (FAO; www.fao.org) and applied to countries, which have yet to establish whale watching operations, or where these are marginal (< 50 whale watchers/year, in four cases), here called 'non-whale watching' (NWW).

In light of the spotty nature of quantitative information regarding marine mammal occurrence, predictions about large-scale species distribution have been generated based on a relative environmental suitability (RES) model [20]. This model computed probable habitat from a range of oceanographic factors, and outputs were then tested against available observation data to validate predictions for over 100 species of marine mammals. The number of marine mammal species (MS) and their relative abundance (MA) within each country's EEZ, jointly with the yearly total tourist arrivals to that country (World Tourism Organization (WTO), www.world-tourism.org), were used to predict the number of whale watchers in a country in one year.

Estimates were calculated using a binomial generalized linear model (GLM), which defined success as the number of whale watchers in a country (w_1) and failure as the number of total tourists to a country who did not go whale watching (w_0); values of MS and MA were used to explain the probability of success. The resulting regression coefficients β were then used together with yearly tourist arrivals T in a country i to estimate the potential number of whale watchers W as

$$W_i = T_i \left[\frac{(e^{\alpha + \beta_1 MS_i + \beta_2 MA_i})}{(1 + e^{\alpha + \beta_1 MS_i + \beta_2 MA_i})} \right] \quad (1)$$

2.2. Regional analyses

To address differing socio-economic characteristics across countries, sub-regional values were used as the baseline for calculating expenditure and employment in NWW countries

through a benefit transfer approach. Direct benefit transfer is a form of valuation technique in which data gaps for specific points are filled with values from others that are assumed to be similar, i.e., in independently-defined sub-regions, or strata [21,22]. While benefit transfer has its shortcomings, it is nonetheless necessary in dealing with data-poor situations and has been used widely in global-scale studies [23]. In this case, potential direct (DE) and indirect expenditure (IE), and employment (J) from whale watching for each country i in sub-region j , were computed based on the previous estimate of yearly whale watchers (W) as

$$DE_{ij} = W_i(DE_j/W_j) \quad (2)$$

$$J_{ij} = W_i(J_j/W_j) \quad (3)$$

$$TE_{ij} = DE_{ij}(IE_j/DE_j) \quad (4)$$

In the case of employment, sub-regional averages were estimated based on values that were themselves estimated based on a review of several large-scale studies and site-specific case studies [19]. To maintain consistency with other global whale-watching studies, 'direct expenditures' were defined as money spent on the whale watching activity itself (e.g. ticket price), while 'indirect expenditures' are the total amount spent on trip-related goods and services, such as accommodation, food, and travel costs [17]. The mean for Melanesia and Polynesia was used for Micronesia, as no sub-regional values were available in this case.

The assumption that investing in whale watching will necessarily boost total tourism has been avoided; instead, the potential for the industry is considered as an additional source of revenue from current tourist arrivals, bounded by marine mammal distribution and abundance.

3. Results

In total, 144 maritime countries were included in the analysis, spanning 21 sub-regions around the world. Of these countries, 68 have already invested in the whale watching industry. A summary of whale watching indicators by sub-region is presented in Table 1. All results are presented by regional values, which (with the exception of Micronesia; see Section 2) represent the average of specific country estimates in that region.

Current data suggest that the number of whale watchers is significantly related to the magnitude of a given country's overall tourism industry (Fig. 1), which is comforting given the large spatial scale of analysis. Nevertheless, the occurrence and abundance of whales are logical constraints to the potential for whale watching growth. These parameters are therefore included as explanatory variables for whale watchers in a binomial GLM; the resulting coefficients were used to estimate the potential yearly whale watchers in each country (Fig. 2). The number of total tourist arrivals, as well as the number of marine mammal species and their relative abundance within a country's EEZ were significantly ($p < 0.001$) and positively correlated with the number of whale watchers.

Based on the resulting estimated potential whale watchers, sub-regional data were used to calculate the potential expenditure and employment for NWW countries. These results are presented in Table 2.

To allow for comparison across regions, the number of marine mammal species and their abundance within the EEZ, as well as yearly tourist arrivals, were calculated relative to all countries in the analysis. In the case of potential whale watchers, values are relative to other countries for which estimates are provided (Fig. 3).

Table 1

Regional indicators for whale watching industry performance: countries with whale watching compared to total countries in the region (CWW(TC)); percentage of whale watchers relative to total tourist arrivals (WW/T%); yearly whale watchers per job created (WW/job); number of marine mammal species (MS) and the sum of their relative abundance (MA) within a country's EEZ. Expenditure is in USD (2009).

FAO area	CWW (TC)	WW/T %	Expenditure/capita(USD)	WW/job	MS	MA
Africa	11 (38)	2.62	115	623	33	0.26
Eastern Africa	5(10)	2.17	119	623	33	0.26
Middle Africa	1(7)	0.14	78	150	28	0.09
Northern Africa	1(6)	0.29	98	334	25	0.10
Southern Africa	2(2)	5.31	90	2405	49	0.97
Western Africa	2(13)	3.46	160	180	27	0.03
Americas	24(33)	3.24	282	1283	36	1.11
Caribbean	7(13)	4.00	271	1438	26	0.04
Central America	6(8)	1.40	305	348	32	0.56
North America	2(2)	8.53	162	3657	61	5.33
South America	9(10)	2.69	303	1259	41	1.36
Asia	16(34)	1.44	63	1549	31	0.62
Eastern Asia	4(5)	3.06	72	4215	44	1.14
South-Eastern Asia	5(9)	1.13	54	650	29	0.78
Southern Asia	4(6)	1.10	45	217	31	0.31
Western Asia	3(14)	0.25	94	1267	17	0.08
Europe	11(26)	1.46	225	1016	37	1.45
Eastern Europe	1(5)	0.01	892	86	39	5.26
Northern Europe	5(10)	2.71	129	937	40	1.38
Southern Europe	4(7)	0.63	161	1557	23	0.37
Western Europe	1(4)	0.01	295	173	76	2.30
Oceania	6(13)	12.75	101	1544	39	1.57
Australia and New Zealand	2(2)	25.75	127	4334	57	4.32
Melanesia	2(4)	2.19	55	81	30	0.33
Micronesia	0(5)	6.25	88	149	30	0.20
Polynesia	2(2)	10.32	120	218	30	0.07
Total	68(144)	3.26	179	1219	35	0.95

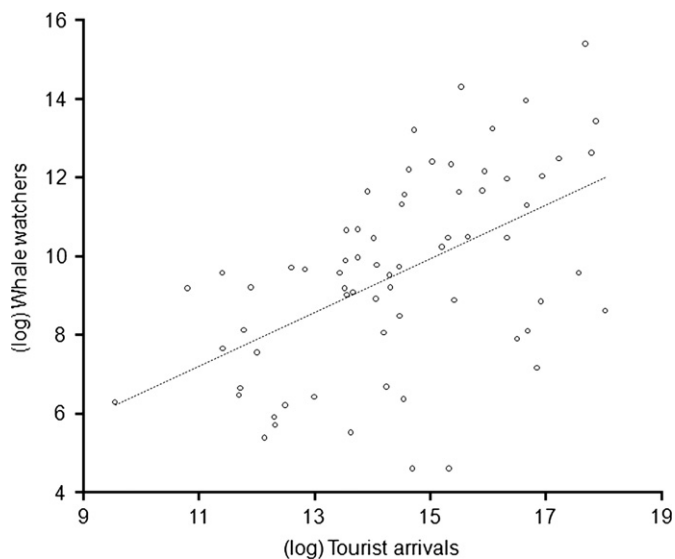


Fig. 1. Relationship between total tourist arrivals and whale watchers (observed) by country [16,18, www.world-tourism.org]. $R^2=0.29$.

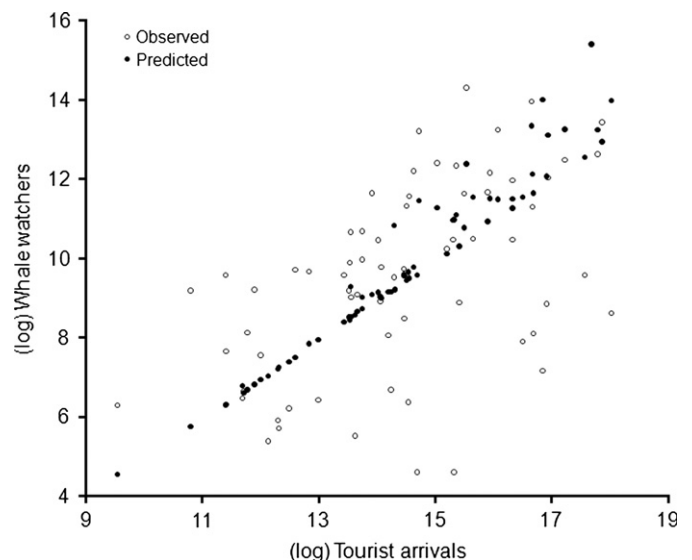


Fig. 2. Observed and predicted yearly whale watchers for countries, which currently engage in the activity.

4. Discussion

Many countries around the world have invested in whale watching for several decades, and currently host about 13 million whale watchers a year, generating a total of over 2.1 billion USD (2009) and supporting about 13,000 jobs [16]; around 20% of these totals are accrued by developing countries (as defined by the UN; [24]). The results of this study suggest that an additional 413 million USD and 5,700 jobs (Table 2) could potentially be generated by starting whale watching operations in countries that do not currently do so. Together with current reported figures, these estimates would bring the total benefits from whale

watching to over 2.5 billion USD a year, supporting around 19,000 jobs around the world. Because the assumption that more whale watchers would necessarily result in more total tourists has been avoided, these estimates reflect the potential for whale watching as added value given current tourist arrivals to a country. A key finding is that about half of these estimated potential benefits would be captured by developing countries.

Based on worldwide marine mammal distributions, almost any coastal country could theoretically engage in whale watching (Fig. 3). However, the potential for this industry is also bounded by the total number of tourists that currently visit a country (Fig. 1), which is dependent on factors such as ease of access and

Table 2

Estimated potential yearly whale watchers (WW), expenditures and employment generated by whale watching.

FAO Area	WW (1000)	Direct expenditure (1000 USD)	Total expenditure (1000 USD)	Employment
Africa	145	8132	15,588	516
Eastern Africa	2	76	218	18
Middle Africa	3	186	273	23
Northern Africa	118	6839	11,556	353
Western Africa	22	1030	3540	121
Americas	46	5715	27,523	63
Caribbean	32	3841	15,480	18
Central America	14	1722	7457	44
South America	1	151	4587	1
Asia	506	17,162	46,670	537
Eastern Asia	49	1124	3334	12
South-Eastern Asia	81	3184	10,423	158
Southern Asia	16	411	1002	83
Western Asia	360	12,444	31,911	284
Europe	657	150,294	323,299	4585
Eastern Europe	260	108,683	231,796	3032
Northern Europe	83	3910	11,327	88
Southern Europe	63	2272	5868	8
Western Europe	252	35,430	74,308	1456
Oceania	5	285	296	61
Melanesia	4	244	244	55
Micronesia	1	41	53	6
Total	1360	181,588	413,377	5762

Total expenditure is equal to the sum of direct and indirect expenditure, where direct expenditure is the amount spent on a whale watching trip (e.g., ticket price) and indirect expenditure is the amount spent on trip-related costs (e.g., travel and accommodation) attributable to whale watching [17].

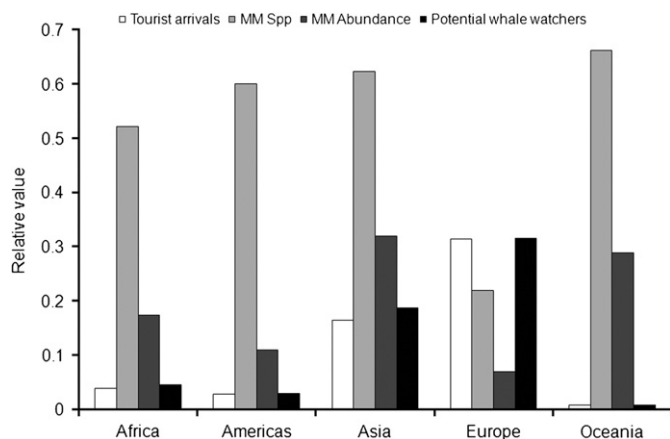


Fig. 3. Average yearly tourist arrivals (white), species of marine mammals (light grey), abundance of marine mammals (dark grey) relative to all countries included in the analysis, and potential whale watchers (black), relative to the number in countries that do not currently engage in whale watching.

security. In the case of small and remote island states in Melanesia, Micronesia and the Caribbean, the whale watching experience, e.g., of tourists from Europe and North America, would be strongly enhanced by the surrounding coastal and marine environments, which are in themselves appealing. However, this would be subject to the constraints and potentially strong fluctuations in overall tourism, which are driven externally by relatively high travel costs and the availability of alternative destinations [25,26]. Conversely, marine mammals in a given country may not be sufficiently abundant to support a whale watching industry despite overall tourism. Regardless of the fact that some species may draw more whale watchers than others, the extensive global distribution of marine mammals [20] suggests that few regions should have this problem (Fig. 3).

Obviously, the highest potential for whale watching exists in regions that have a relatively high abundance of whales and/or tourists (Fig. 3; Table 2). However, even seemingly 'marginal' benefits can be very important to the countries considered here, and may be relatively easy to achieve [27]. Insufficient guidance on adequate implementation, as well as a lack of foresight as to the potential benefits from it, seem to be the main reasons for these countries not entering the whale watching market [25]. An important point to consider when establishing whale watching as an industry in any area is that it should be done in a precautionary manner to avoid potential negative impacts on marine mammals [28,29] or the marine ecosystem in general [30] and ensure that the industry be sustainable at a benefit-maximizing level. Particular attention should be paid to user preferences in order to avoid placing unnecessary stress on whales or other marine mammals. It has been shown that aggressive whale watching, potentially harmful for whales, does not result in increased consumer satisfaction [31,32].

Although whale watching can evolve into a very large commercial enterprise, in many developing countries it can be launched with little initial investment and can be carried out by local fishers who are already familiar with the area [18,33]. This can therefore be an excellent alternative to expand income sources in the face of declining fisheries [34], which are the pillar of livelihoods for communities in many coastal developing countries [35]. Indeed, the involvement of local communities is vital for the implementation of conservation measures in an ecotourism context, as it is often these people who have the most to lose from restrictive management policies [36].

A fact that must be stressed is that investing in the development of whale watching does not guarantee that it will bring in additional tourism. Rather, available data suggest that the number of tourists that already visit a particular country explains a large part of the number of whale watchers there (Fig. 1). Judging by the number of whale watchers as a percentage of total tourists to a given country (about 3% worldwide; Table 2), the

converse is probably not true, though whale watching may indeed become an additional attraction to a given site. An important point to consider is that tourism activities in general require both material and social infrastructures, which must be in place before any significant benefits can be realized from whale watching [37].

It has been reported that the stance of a particular country towards whaling significantly influences that country's appeal to whale watchers [38], although countries supporting whaling at meetings of the IWC [8,39] have nonetheless become involved in the whale watching industry, generating yearly totals of about half a million visitors, 40 million USD in total revenue and 400 jobs [16]. While this suggests that maintaining a pro-whaling stance (or at least voting as such in the IWC) and investing in whale watching by a country are apparently not mutually exclusive (and may in fact be a rational choice; [40]), commercial whaling of the sort that occurred in the past will lead to further declines in whale populations [41], directly and negatively impacting whale watching around the country in question, and the world.

Although it is becoming increasingly obvious that animals such as whales have intrinsic value, the fact remains that, in many regions of the world, a low potential for profits from non-extractive resource use translates into little incentives for conservation [42]. Given these conditions, it would be interesting to explore the potential role of international side payments, in the form of payments for ecosystem services [43], from countries that accrue significant benefits from whale watching to those which do not, as an incentive for conservation [44]. While this study offers an estimate of potential revenue from whale watching, there is much less information regarding the possible costs (e.g., foregone fishing opportunities or foreign aid contingent on expressions of support for whaling) of marine mammal conservation, necessary for a full cost-benefit analysis to be undertaken. This is clearly an interesting future research project, particularly as the widespread development of whale watching industries may contribute to a shift of votes at the IWC, and a dissolution of the blocs that have made it largely dysfunctional.

5. Concluding remarks

Whale watching is undoubtedly an industry capable of generating socio-economic and ecological benefits to a country over time. However, a lack of proper infrastructure and/or a perceived lack of opportunity for entering the market have prevented some countries (particularly in the developing world) from realizing potential benefits from whale watching. With proper guidelines in place, and even without assuming any subsequent increases in total tourist arrivals, the continued protection of marine mammals can translate into benefits that are significant, sustainable, and relatively easy to attain.

Acknowledgements

The authors would like to thank the members of the *Global Ocean Economics* and *Sea Around Us* projects for their comments on earlier versions of this paper. We gratefully acknowledge advice from Dr. Marie Etienne and Dr. Steve Martell of the UBC Fisheries Centre Quantitative Modeling Group. We also acknowledge and thank funding from the Mexican Council of Science and Technology and the *Sea Around Us* project, a scientific collaboration between the University of British Columbia and Pew Environment Group, Washington, DC, USA. This is a product of the *Global Ocean Economics* project, funded by the Pew Charitable Trusts of Philadelphia, USA.

References

- [1] Reeves RR. The origins and character of 'aboriginal subsistence' whaling: a global review. *Mammal Review* 2002;32(2):71–106.
- [2] Beck AS. The Makah's decision to reinstate whaling: when conservationists clash with Native Americans over and ancient hunting tradition. *Journal of Environmental Law and Litigation* 1996;11:359–412.
- [3] Holt S. Whale mining, whale saving. *Marine Policy* 1985;9(3):192–213.
- [4] Christensen LB. Marine mammal populations: Reconstructing historical abundances at the global scale. *Fisheries Centre Research Report* 2006;14(9):161.
- [5] Clapham PJ, Childerhouse S, Gales NJ, Rojas-Bracho L, Tillman MF, Brownell Jr. RL. The whaling issue: conservation, confusion, and casuistry. *Marine Policy* 2007;31:314–9.
- [6] Mandel R. Transnational resource conflict: The politics of whaling. *International Studies Quarterly* 1980;24(1):99–127.
- [7] Ishii A, Okubo A. *Journal of International Wildlife Law and Policy* 2007;10:55–87.
- [8] Miller AR, Dolsak N. Issue linkages in international environmental policy: the international whaling commission and Japanese development aid. *Global Environmental Politics* 2007;7(1):69–96.
- [9] Komatsu M, Misaki S. The truth behind the whaling dispute. Tokyo: Institute of Cetacean Research; 2001.
- [10] Morishita J. Multiple analysis of the whaling issue: understanding the dispute by a matrix. *Marine Policy* 2006;30:802–8.
- [11] Einarsson N. All animals are equal but some are cetaceans. In: Milton K, editor. *Environmentalism. the view from anthropology*. London: Routledge; 1993. p. 73–84.
- [12] Whitehead H, Christal J, Dufault S. Past and distant whaling and the rapid decline of sperm whales off the Galapagos Islands. *Conservation Biology* 1997;11(6):1387–96.
- [13] Kaschner K, Pauly D. Competition between marine mammals and fisheries: food for thought. In: Salem DJ, Rowan AN, editors. *The state of animals III*: 2005. Washington, D C: Humane Society Press; 2005. p. 95–117.
- [14] Gerber LR, Morissette L, Kaschner K, Pauly D. Should whales be culled to increase fishery yields? *Science* 2009;323:880–1.
- [15] Morissette L, Kaschner K, Gerber LR. Ecosystem models clarify the trophic role of whales in Northwest Africa. *Marine Ecology Progress Series* 2010;404:289–303.
- [16] O'Connor S, Campbell R, Cortez H, Knowles T. Whale watching worldwide: tourism numbers, expenditures and expanding economic benefits, a special report from the International Fund for Animal Welfare, Yarmouth, USA. Prepared by Economists at Large. Yarmouth, International Fund for Animal Welfare; 2009.
- [17] Hoyt E. Whale watching 2001: worldwide tourism numbers, expenditures, and expanding socioeconomic benefits. Yarmouth Port: International Fund for Animal Welfare; 2001.
- [18] Hoyt E, Iñiguez M. The state of whale watching in Latin America. Yarmouth Port, Chippenham, London, Global Ocean: Whale and Dolphin Conservation Society, International Fund for Animal Welfare; 2008.
- [19] Cisneros-Montemayor A.M., Sumaila U.R. The socio-economic benefits of ecosystem-based marine recreation: potential impacts and implications for management. *Journal of Bioeconomics*, in press [Accepted March 2010].
- [20] Kaschner K, Watson R, Trites AW, Pauly D. Mapping world-wide distributions of marine mammal species using a relative environmental suitability (RES) model. *Marine Ecology Progress Series* 2006;316:285–310.
- [21] Brouwer R. Environmental value transfer: state of the art and future prospects. *Ecological Economics* 2000;32:137–52.
- [22] Rosenberger RS, Stanley TD. Measurement, generalization, and publication: sources of error in benefit transfers and their management. *Ecological Economics* 2006;60:372–8.
- [23] Rosenberger RS, Loomis JB. Benefit transfer of outdoor recreation use values: a technical document supporting the Forest Services Strategic Plan (2000 revision). General Technical Report RMRS-GTR-72. Fort Collins, CO: U.S. Department of Agriculture, Forest Service, Rocky Mountain Research Station; 2001.
- [24] United Nations Development Programme. Fighting climate change: human solidarity in a divided world. Human Development Report 2007/2008, United Nations Development Programme; 2007. [Available from: <http://hdr.undp.org/en/reports/global/hdr2007-2008/|>].
- [25] Hoyt E. The potential of whale watching in the Caribbean 1999+. Whale and Dolphin Conservation Society 1999:76.
- [26] Orams MB. Humpback whales in Tonga: An economic resource for tourism. *Coastal Management* 2002;30(4):361–80.
- [27] Wilson C, Tisdell C. Conservation and economic benefits of wildlife-based marine tourism: sea turtles and whales as case studies. *Human Dimensions of Wildlife* 2003;8:49–58.
- [28] Curtin S. Whale-watching in Kaikura: sustainable destination development? *Journal of Ecotourism* 2003;2(3):173–95.
- [29] Williams R, Trites AW, Bain DE. Behavioral responses of killer whales (*Orcinus orca*) to whale-watching boats: opportunistic observations and experimental approaches. *Journal of Zoology* 2002;256:255–70.
- [30] Honey M, Krantz D. Global trends in coastal tourism. Washington, DC: Center on Ecotourism and Sustainable Development; 2007.
- [31] Orams MB. Tourists getting close to whales, is it what whale-watching is all about? *Tourism Management* 2000;21:561–9.

- [32] Semeniuk CAD, Haider W, Beardmore B, Rothley KD. A multi-attribute trade-off approach for advancing the management of marine wildlife tourism: a quantitative assessment of heterogeneous visitor preferences. *Aquatic Conservation: Marine and Freshwater Ecosystems* 2009;19:194–208.
- [33] [Rosling PA. Evaluating ecotourism in Mexico's biosphere reserves—whale watching activities in the world heritage site of Laguna San Ignacio, Baja California Sur, Mexico 1994–2002. MSc. thesis, The University of British Columbia 2006; p. 179.](#)
- [34] Pauly D, Christensen V, Gu  nette S, Pitcher TJ, Sumaila UR, Walters CJ, et al. Towards sustainability in world fisheries. *Nature* 2002;418:689–95.
- [35] Pauly D. Major trends in small-scale marine fisheries, with emphasis on developing countries, and some implications for the social sciences. *Maritime Studies* 2006;4(2):7–22.
- [36] Ransom KP, Mangi SC. Valuing recreational benefits of coral reefs: the case of mombasa marine national park and reserve, Kenya. *Environmental Management* 2010;45:145–54.
- [37] Khadaroo J, Seetanah B. The role of transport infrastructure in international tourism development: A gravity model approach. *Tourism Management* 2008;29:831–40.
- [38] [Parsons ECM, Draheim M. A reason not to support whaling—a tourism impact case study from the Dominican Republic. Current Issues in Tourism 2009; 12\(4\):397–403.](#)
- [39] Swartz W, Pauly D. Who's eating all the fish? the food security rationale for culling cetaceans Humane Society of the United States 2008. [Available from: http://www.hsus.org/marine_mammals/save_whales_not_whaling/].
- [40] Herrera GE, Hoagland P. Commercial whaling, tourism, and boycotts: an economic perspective. *Marine Policy* 2006;30:261–9.
- [41] Baker CS, Clapham PJ. Modelling the past and future of whales and whaling. *Trends in Ecology and Evolution* 2004;19(7):365–71.
- [42] Wells M. Biodiversity conservation, affluence and poverty: Mismatched costs and benefits and efforts to remedy them. *Ambio* 1992;21(3):237–43.
- [43] Bulte EH, Lipper L, Stringer R, Zilberman D. Payments for ecosystem services and poverty reduction: concepts, issues, and empirical perspectives. *Environmental and Development Economics* 2008;13:245–54.
- [44] Munro G. Game theory and the development of resource management policy: The case of international fisheries. *Ecological and Development Economics* 2008;14:7–27.